

# GN 282 | Pivoting connecting clamps

Aluminium



- 1
- 2
- 3
- 4
- 5
- 6
- 7
- 8
- 9
- 10
- 11
- 12
- 13
- 14
- 15
- 16
- 17
- 18

## MATERIAL

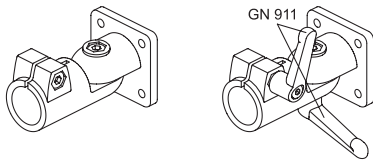
Aluminium, matte finish.  
AISI 304 stainless steel screws and nuts.

## STANDARD EXECUTIONS

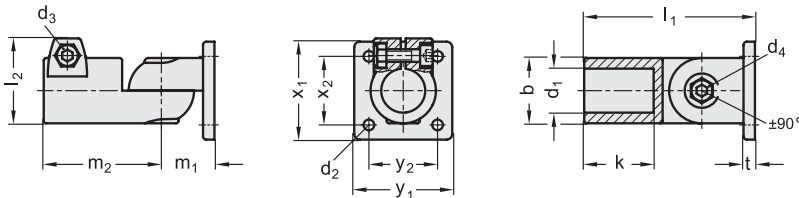
- **GN 282-BL-S**: natural aluminium, with continuous adjustment.
- **GN 282-BL-T**: natural aluminium, with adjustment by 15° snaps.
- **GN 282-SW-S**: aluminium, epoxy resin coating, RAL 9005 black colour, with continuous adjustment.
- **GN 282-SW-T**: aluminium, epoxy resin coating, RAL 9005 black colour, with adjustment by 15° snaps.

## FEATURES AND APPLICATIONS

The assembly hole of GN 282 connecting clamps allows an excellent match with tubes GN 990 (see page 1954).  
GN 282 connecting clamps are an assembly of connecting clamps GN 272 (see page 1928) and GN 276 (see page 1934).  
The clamping screws d3 and d4 may be replaced by clamping kit GN 911 (see page 1958).



Conversion Table	
1 mm = 0.039 inch	
d1	
mm	inch
20	0.79
25	0.98
30	1.18
40	1.57
42	1.65
45	1.77
48	1.89
50	1.97



## GN 282-BL-S

**METRIC**

Code	Description	b	d1	d2	d3	d4	k	l1	l2	m1	m2	t	x1	x2	y1	y2	d3 Clamping kit	d4 Clamping kit	△
GN.61211	GN 282-B20-S-2-BL	40	20	6.5	M8	M8	42.5	104.5	52	32.5	72	7	60	42	60	42	GN 911-M8-32	GN 911-M8-35	242
GN.61251	GN 282-B25-S-2-BL	40	25	6.5	M8	M8	42.5	104.5	52	32.5	72	7	60	42	60	42	GN 911-M8-32	GN 911-M8-35	275
GN.61291	GN 282-B30-S-2-BL	40	30	6.5	M8	M8	42.5	104.5	52	32.5	72	7	60	42	60	42	GN 911-M8-32	GN 911-M8-35	200
GN.61331	GN 282-B40-S-2-BL	65	40	11	M10	M10	74	167	77.5	52	115	14	105	74	105	74	GN 911-M10-55	GN 911-10-63	1260
GN.61371	GN 282-B42-S-2-BL	65	42	11	M10	M10	74	167	77.5	52	115	14	105	74	105	74	GN 911-M10-55	GN 911-10-63	1340
GN.61411	GN 282-B45-S-2-BL	65	45	11	M10	M10	74	167	77.5	52	115	14	105	74	105	74	GN 911-M10-55	GN 911-10-63	1300
GN.61451	GN 282-B48-S-2-BL	65	48	11	M10	M10	74	167	77.5	52	115	14	105	74	105	74	GN 911-M10-55	GN 911-10-63	1255
GN.61491	GN 282-B50-S-2-BL	65	50	11	M10	M10	74	167	77.5	52	115	14	105	74	105	74	GN 911-M10-55	GN 911-10-63	1245

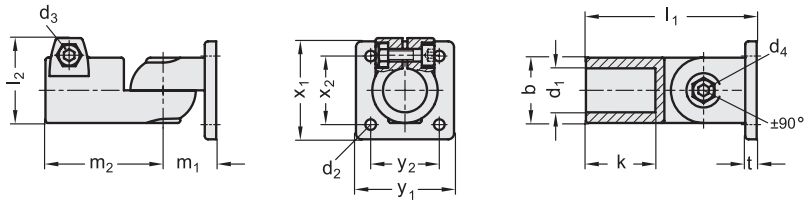
## GN 282-BL-T

Code	Description	b	d1	d2	d3	d4	k	l1	l2	m1	m2	t	x1	x2	y1	y2	d3 Clamping kit	d4 Clamping kit	△
GN.61231	GN 282-B20-T-2-BL	40	20	6.5	M8	M8	42.5	104.5	52	32.5	72	7	60	42	60	42	GN 911-M8-32	GN 911-M8-35	279
GN.61271	GN 282-B25-T-2-BL	40	25	6.5	M8	M8	42.5	104.5	52	32.5	72	7	60	42	60	42	GN 911-M8-32	GN 911-M8-35	310
GN.61311	GN 282-B30-T-2-BL	40	30	6.5	M8	M8	42.5	104.5	52	32.5	72	7	60	42	60	42	GN 911-M8-32	GN 911-M8-35	235
GN.61351	GN 282-B40-T-2-BL	65	40	11	M10	M10	74	167	77.5	52	115	14	105	74	105	74	GN 911-M10-55	GN 911-10-63	300
GN.61391	GN 282-B42-T-2-BL	65	42	11	M10	M10	74	167	77.5	52	115	14	105	74	105	74	GN 911-M10-55	GN 911-10-63	1345
GN.61431	GN 282-B45-T-2-BL	65	45	11	M10	M10	74	167	77.5	52	115	14	105	74	105	74	GN 911-M10-55	GN 911-10-63	1310
GN.61471	GN 282-B48-T-2-BL	65	48	11	M10	M10	74	167	77.5	52	115	14	105	74	105	74	GN 911-M10-55	GN 911-10-63	1265
GN.61511	GN 282-B50-T-2-BL	65	50	11	M10	M10	74	167	77.5	52	115	14	105	74	105	74	GN 911-M10-55	GN 911-10-63	1255

Connecting clamps



Conversion Table	
1 mm = 0.039 inch	
d1	
mm	inch
20	0.79
25	0.98
30	1.18
40	1.57
42	1.65
45	1.77
48	1.89
50	1.97



GN 282-SW-S

METRIC

Code	Description	b	d1	d2	d3	d4	k	l1	l2	m1	m2	t	x1	x2	y1	y2	d3 Clamping kit	d4 Clamping kit	△
GN.61216	GN 282-B20-S-2-SW	40	20	6.5	M8	M8	42.5	104.5	52	32.5	72	7	60	42	60	42	GN 911-M8-32	GN 911-M8-35	242
GN.61256	GN 282-B25-S-2-SW	40	25	6.5	M8	M8	42.5	104.5	52	32.5	72	7	60	42	60	42	GN 911-M8-32	GN 911-M8-35	275
GN.61296	GN 282-B30-S-2-SW	40	30	6.5	M8	M8	42.5	104.5	52	32.5	72	7	60	42	60	42	GN 911-M8-32	GN 911-M8-35	200
GN.61336	GN 282-B40-S-2-SW	65	40	11	M10	M10	74	167	77.5	52	115	14	105	74	105	74	GN 911-M10-55	GN 911-10-63	1260
GN.61376	GN 282-B42-S-2-SW	65	42	11	M10	M10	74	167	77.5	52	115	14	105	74	105	74	GN 911-M10-55	GN 911-10-63	1340
GN.61416	GN 282-B45-S-2-SW	65	45	11	M10	M10	74	167	77.5	52	115	14	105	74	105	74	GN 911-M10-55	GN 911-10-63	1300
GN.61456	GN 282-B48-S-2-SW	65	48	11	M10	M10	74	167	77.5	52	115	14	105	74	105	74	GN 911-M10-55	GN 911-10-63	1255
GN.61496	GN 282-B50-S-2-SW	65	50	11	M10	M10	74	167	77.5	52	115	14	105	74	105	74	GN 911-M10-55	GN 911-10-63	1245

GN 282-SW-T

Code	Description	b	d1	d2	d3	d4	k	l1	l2	m1	m2	t	x1	x2	y1	y2	d3 Clamping kit	d4 Clamping kit	△
GN.61236	GN 282-B20-T-2-SW	40	20	6.5	M8	M8	42.5	104.5	52	32.5	72	7	60	42	60	42	GN 911-M8-32	GN 911-M8-35	279
GN.61276	GN 282-B25-T-2-SW	40	25	6.5	M8	M8	42.5	104.5	52	32.5	72	7	60	42	60	42	GN 911-M8-32	GN 911-M8-35	310
GN.61316	GN 282-B30-T-2-SW	40	30	6.5	M8	M8	42.5	104.5	52	32.5	72	7	60	42	60	42	GN 911-M8-32	GN 911-M8-35	235
GN.61356	GN 282-B40-T-2-SW	65	40	11	M10	M10	74	167	77.5	52	115	14	105	74	105	74	GN 911-M10-55	GN 911-10-63	300
GN.61396	GN 282-B42-T-2-SW	65	42	11	M10	M10	74	167	77.5	52	115	14	105	74	105	74	GN 911-M10-55	GN 911-10-63	1345
GN.61436	GN 282-B45-T-2-SW	65	45	11	M10	M10	74	167	77.5	52	115	14	105	74	105	74	GN 911-M10-55	GN 911-10-63	1310
GN.61476	GN 282-B48-T-2-SW	65	48	11	M10	M10	74	167	77.5	52	115	14	105	74	105	74	GN 911-M10-55	GN 911-10-63	1265
GN.61516	GN 282-B50-T-2-SW	65	50	11	M10	M10	74	167	77.5	52	115	14	105	74	105	74	GN 911-M10-55	GN 911-10-63	1255